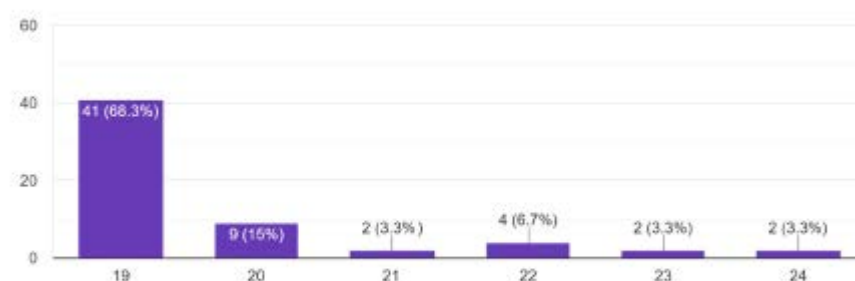


Student Satisfaction Survey Response Report (2018-2019)

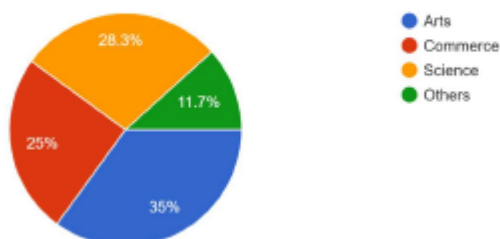
Age

60 responses



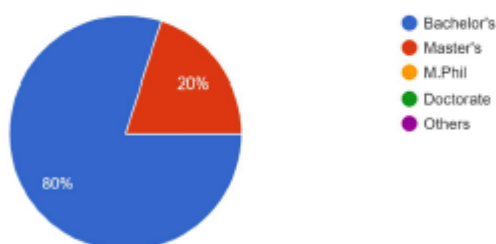
Subject Area

60 responses



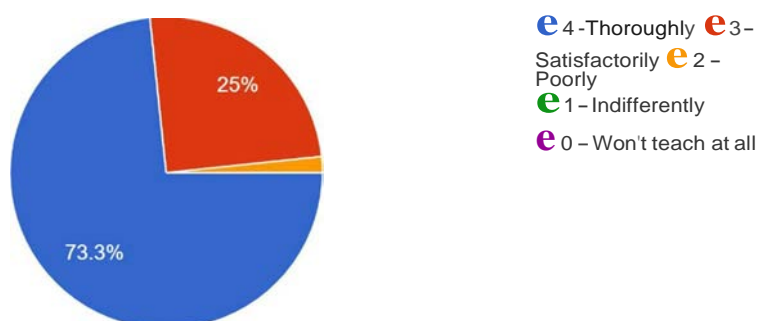
Degree Pursuing

60 responses



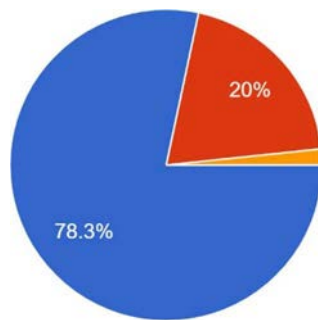
1. Teachers' Preparation for the classes

60 responses



2. Effectiveness of Communication by the teachers

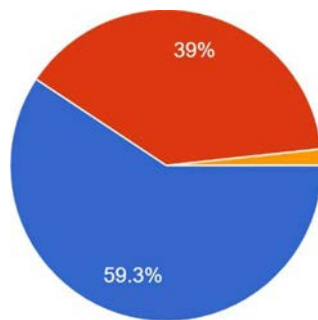
60 responses



- 4 - Always effective
- 3 - Sometimes effective
- 2 - Just satisfactorily
- 1 - Generally ineffective
- 0 - Very poor communication

3. Teacher's approach towards teaching

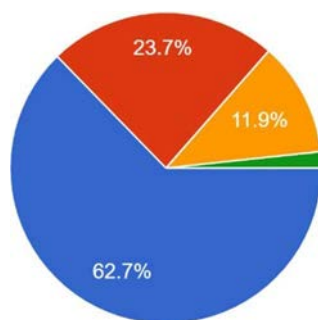
59 responses



- 4 - Excellent
- 3 - Very good
- 2 - Good
- 1 - Fair
- 0 - Poor

4. Fairness of the internal evaluation process by the teachers.

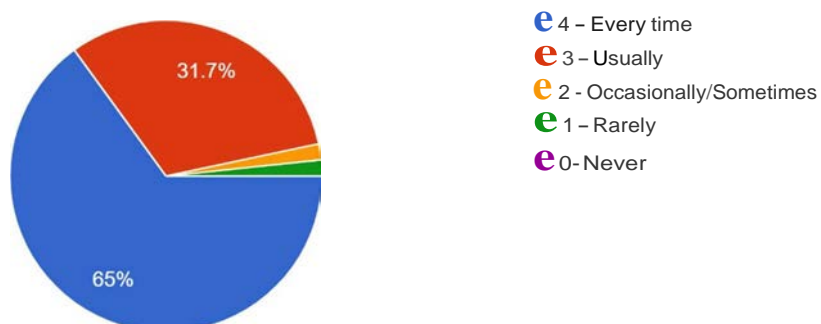
59 responses



- 4 - Always fair
- 3 - Usually fair
- 2 - Sometimes unfair
- 1 - Usually unfair
- 0 - Unfair

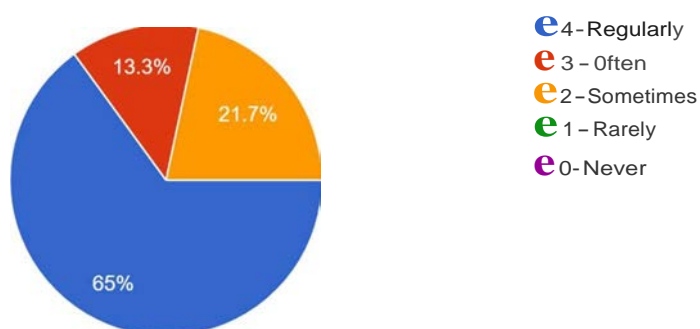
5. Frequency of discussion on the performance of assignment submitted

60 responses



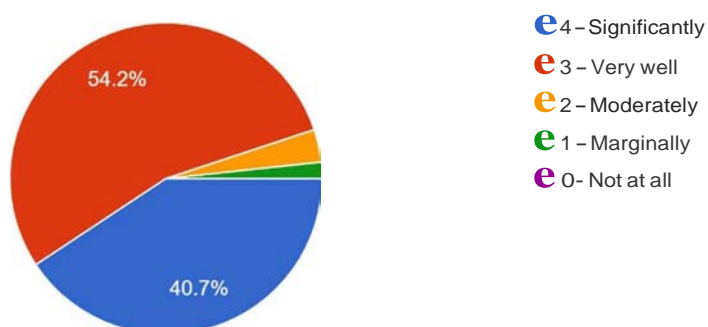
6. Frequency of providing internship, student exchange, field visit opportunities to the students

60 responses



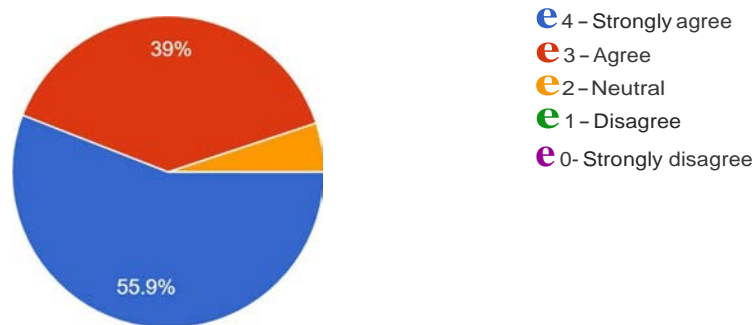
7. Opinion on the cognitive, social and emotional growth of the students provided by the teaching and mentoring process of the institution

59 responses



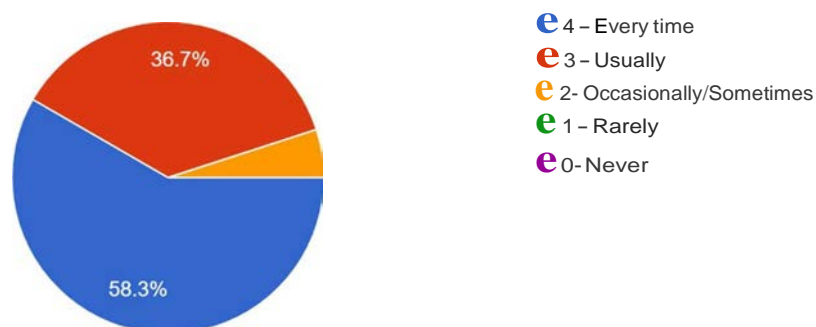
8. Agreeability of multiple opportunities provided by the institution to learn and grow.

59 responses



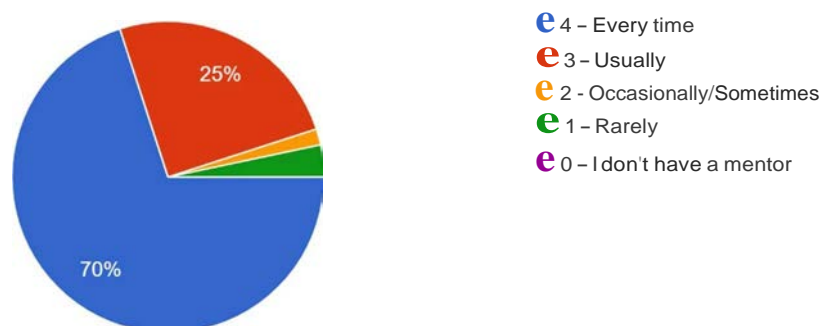
9. Frequency of giving information about expected competencies, course outcomes and programme outcomes to the students by the teachers

60 responses



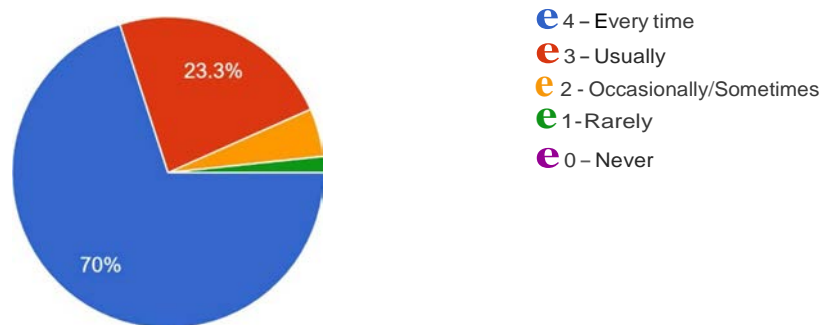
10. Frequency of follow-up by the Mentor

60 responses



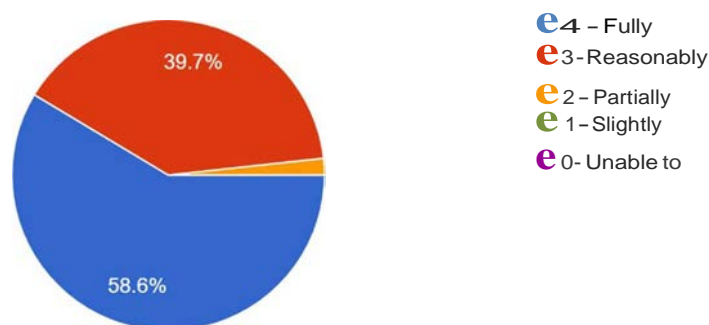
11. Frequency of illustrating the concepts through examples and applications by the teachers

60 responses



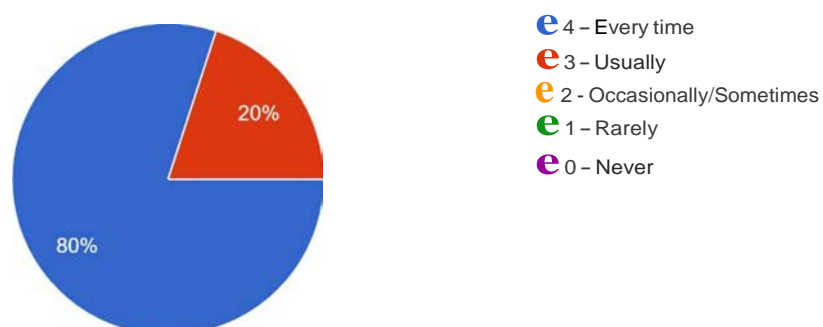
12. Opinion on the identification of strengths by the teachers and encouragement by providing the right level of challenges.

58 responses



13. Assistance provided by the teachers to identify the weaknesses of the students and to overcome them

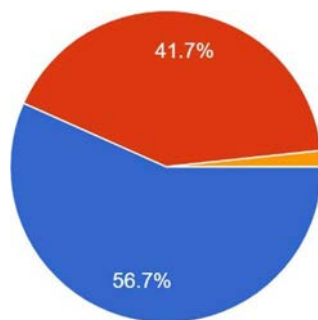
60 responses



14. The teaching learning process of the institution enables the students to monitor,

review and continuous quality improvement

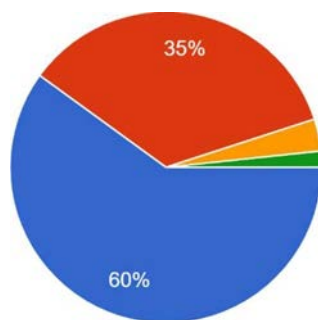
60 responses



4 – Strongly agree
3 – Agree
2 – Neutral
1 – Disagree
0 – Strongly disagree

15. Student centric methods such as experiential learning, participative learning ideas are used by the teachers/institution for enhancing learning experiences

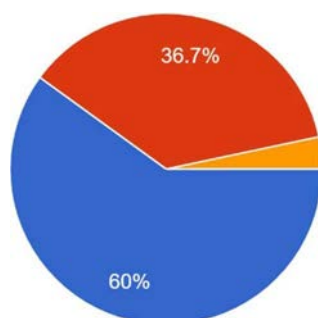
60 responses



4 – To a great extent
3 – Moderate
2 – Some what
1 – Very little
0 – Not at all

16. Encouragement given by the teachers to participate in extra-curricular activities.

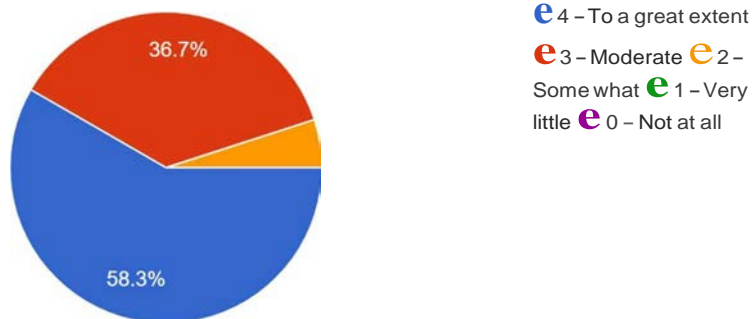
60 responses



4 – Strongly agree
3 – Agree
2 – Neutral
1 – Disagree
0 – Strongly disagree

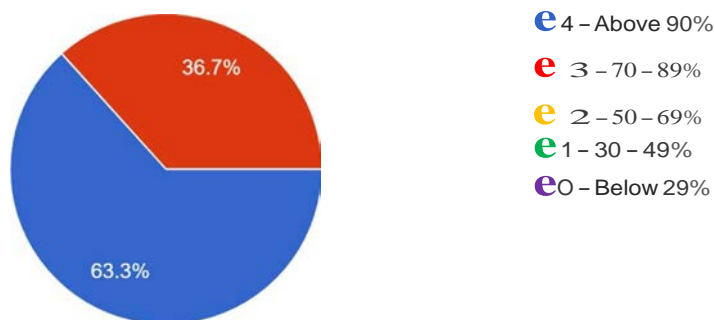
17. Soft skills, life skills and employability skills are provided to make the students ready for the world of work.

60 responses



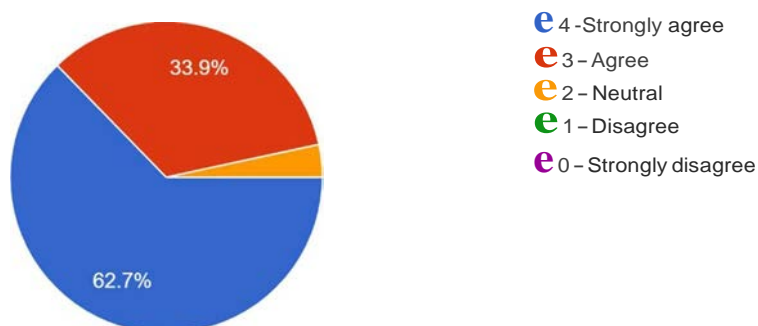
18. Teaching using ICT tools such as LCD projector, Multimedia, etc. (in percentage)

60 responses



19. The overall quality of teaching-learning process is very good.

59 responses



20. Suggestions to improve the overall teaching-learning experience of the institution.

53 responses

